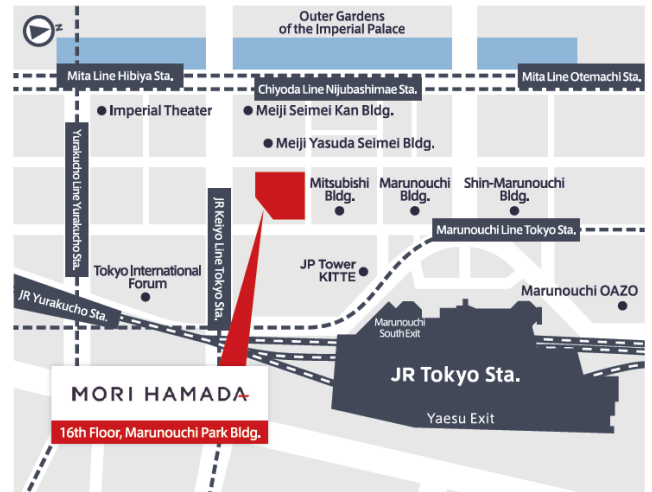


Tokyo

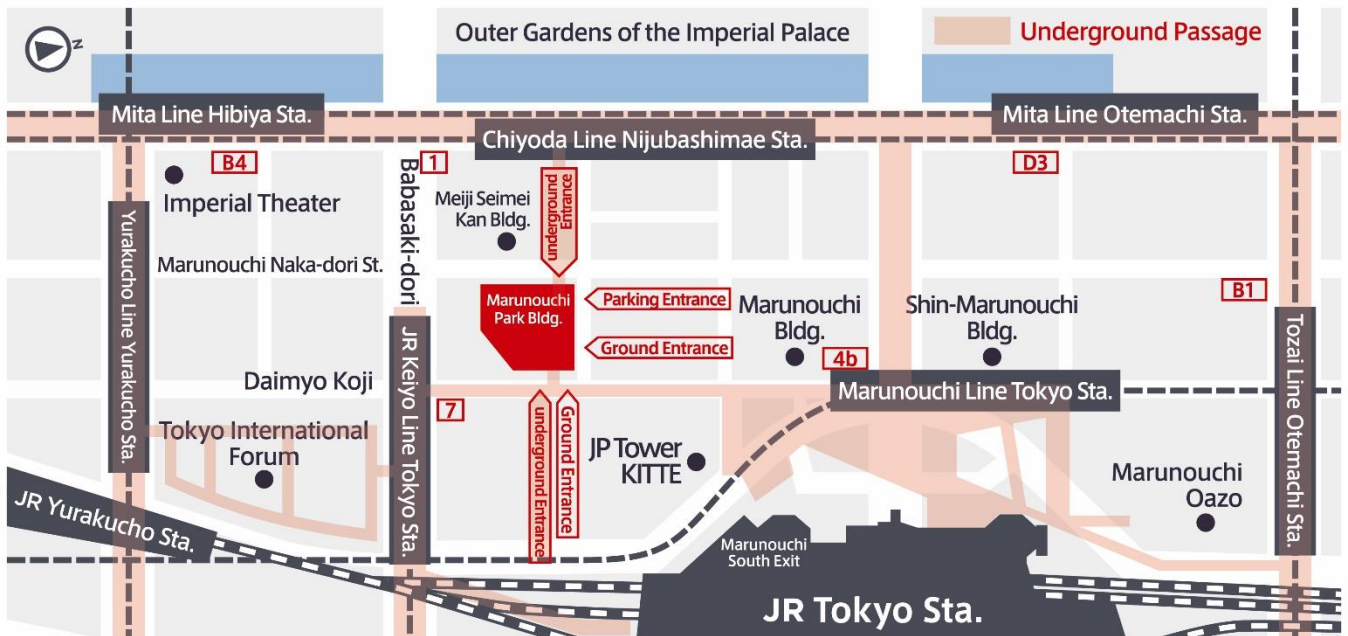
16th Floor, Marunouchi Park Building
 2-6-1 Marunouchi, Chiyoda-ku, Tokyo 100-8222, Japan

TEL : +81-3-6212-8330 (Public Relations) /
 FAX : +81-3-6212-8230

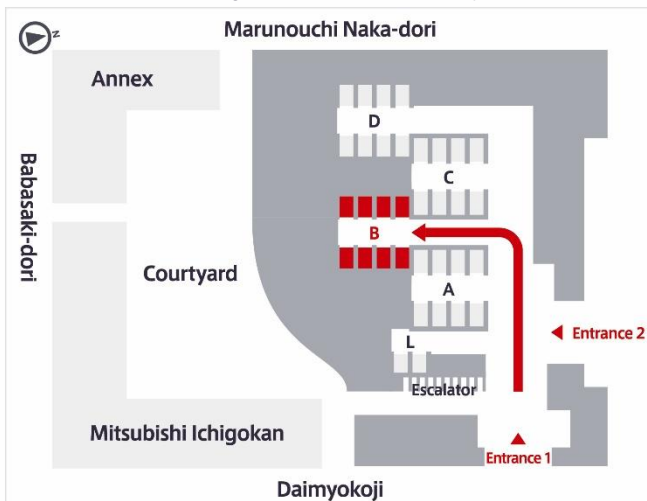
2 min. walk from Nijubashimae Sta. (Chiyoda Line)
3 min. walk from Tokyo Sta. (Marunouchi Line)
3 min. walk from Tokyo Sta. (JR Keiyo Line Marunouchi Exit)
5 min. walk from Hibiya Sta. (Mita Line)
5 min. walk from JR Tokyo Sta. Marunouchi South Exit
7 min. walk from Otemachi Sta. (Mita Line)
7 min. walk from Yurakucho Sta. (Yurakucho Line)
13 min. walk from Otemachi Sta. (Tozai Line)



Marunouchi Area Map



Marunouchi Park Bldg. 1st floor (office lobby floor)



Visitors via ground level entrance (on foot or by car)

Visitors on foot:
 Exit station at ground level and use the closest entrance to enter the building.
 Use elevator bank B on ground level to access reception on the 16th floor.

Visitors by car:
 Access visitor pay parking on basement level 2 via the Marunouchi PARK-IN parking entrance on the north side of the building.
 Use elevator bank L in the parking basement to the 1st floor (office lobby floor) and transfer to elevator bank B to access reception on the 16th floor.

Visitors via underground walkway

Visitors from Underground Entrances should make their way to the 1st floor (office lobby floor) and transfer to elevator bank B to access reception on the 16th floor.